

Production Worksheet

EmbroideryStudio 2025 - Designing

Design: Q\_2.00\_inch\_NarrowCollegeAF\_kks

Title:

Stitches: 2,029  
Height: 2.13 in  
Width: 0.94 in  
Colors: 4  
Colorway: Madeira Poly  
Zoom: 1:1




Machine format: Brother / Babylock  
Color changes: 3  
Stops: 4  
Trims: 6  
Area 2.00 in<sup>2</sup>  
Thread chart: Madeira PolyNeon 40  
Total thread: 43.64ft  
Total bobbin: 17.19ft

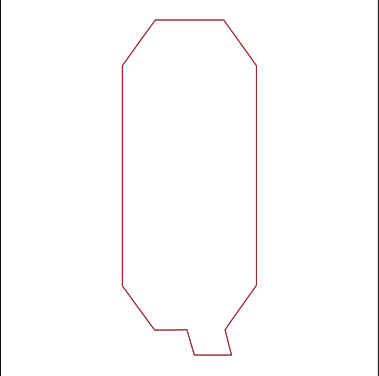
Stop Sequence:

#	Color	St.	Code	Name	Element
1.		64	1839	Red	Fabric Placement
2.		182	1924	Yellow Gold	Fabric Tackdown
3.		1,792	1922	Purple	Satin Outline
4.		2,029	1801	Super White	Top Stitch (Optional)


Thread usage: 42.32ft

N#	Color	Name	Length
4.		1839 Red	1.01ft
3.		1924 Yellow Gold	1.78ft
1.		1922 Purple	35.07ft
2.		1801 Super White	4.45ft







Color: 4  
Stop: 1  
Element: Fabric Placement  
Code: 1839  
Name: Red  
Chart: Madeira PolyNeon 40  
Stitches: 64  
Thread used: 1.01ft



Color: 3  
Stop: 2  
Element: Fabric Tackdown  
Code: 1924  
Name: Yellow Gold  
Chart: Madeira PolyNeon 40  
Stitches: 118  
Thread used: 1.78ft



Color: 1  
Stop: 3  
Element: Satin Outline  
Code: 1922  
Name: Purple  
Chart: Madeira PolyNeon 40  
Stitches: 1,610  
Thread used: 35.07ft



Color: 2  
Stop: 4  
Element: Top Stitch (Optional)  
Code: 1801  
Name: Super White  
Chart: Madeira PolyNeon 40  
Stitches: 237  
Thread used: 4.45ft